



STREAM
WE POWER YOUR SWITCH TO ELECTRIC MOBILITY

Walk the talk



OFFICE

Box-in-box principle, built in our warehouse and constructed from sustainable wood.



ELECTRIC FLEET

All Stroohm's company sales cars are electric vehicles.



ENERGY

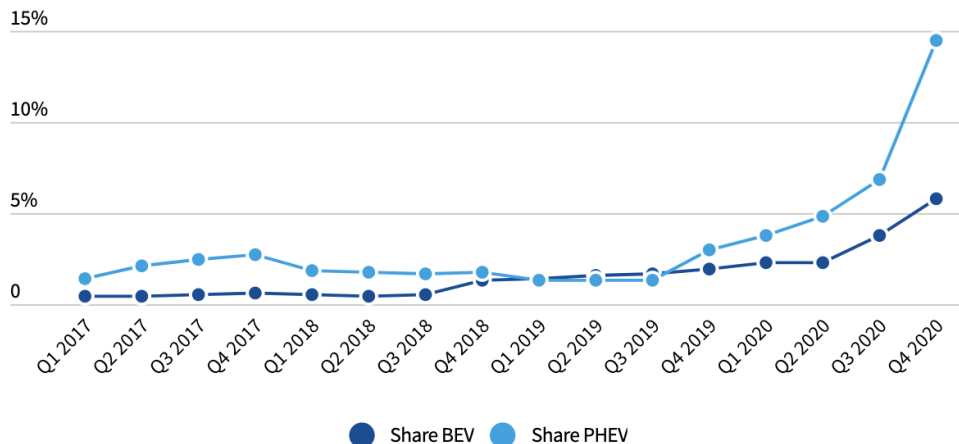
The energy used in our office comes from 100% pure wind power.



BELGIAN MARKET

BELGIUM IN 2020

Electric vehicles market share



Total share of electric vehicles in fleet

0.56% BEV

1.25% PHEV

Volume growth

+70% BEV

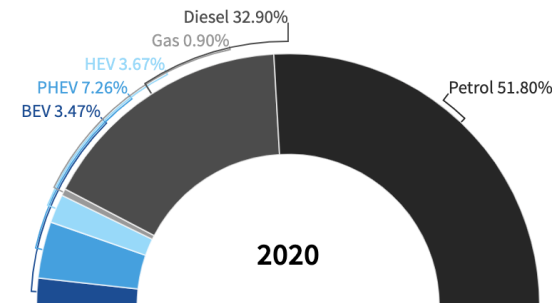
14,994 cars in 2020

+252% PHEV

31,343 cars in 2020

-29% ICE

Share of new-car registrations by fuel in 2020



Top 3 BEV in 2020

1. Tesla Model 3
2. Audi e-Tron
3. Renault Zoe

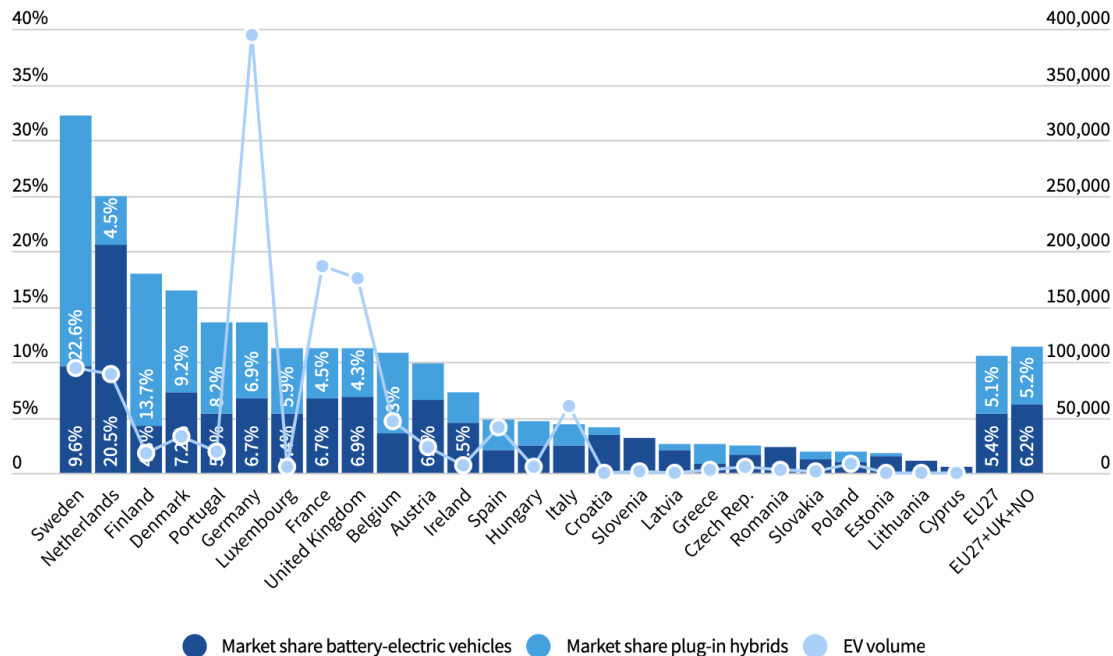
Top 3 PHEV in 2020

1. BMW X5 45e
2. Volvo XC40 PHEV
3. Mercedes GLE350e/de


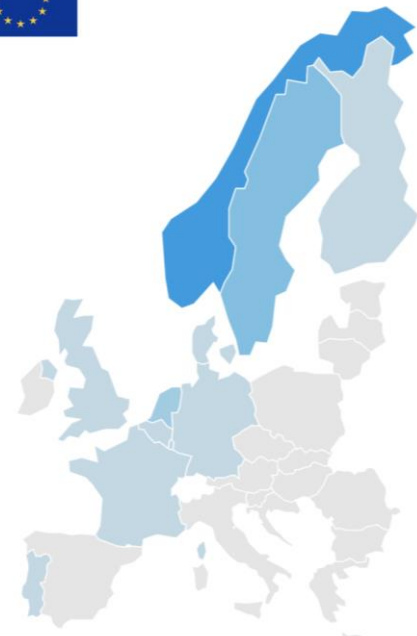
Data sources: Quarterly registration data from ACEA. Charging stations data from EAFO. Shares of electric vehicles in fleet from EAFO. Top models registered in 2020 from EAFO. ICE (Internal Combustion Engine): Petrol + Diesel

BELGIUM VS EUROPE

Electric vehicles market share in European countries in 2020



Electric vehicles market share in 2020



Source: ACEA (February 2021) Alternative Fuel Vehicle Registrations Data. Here, electric vehicles refers to battery-electric vehicle

EU OBJECTIVE - CY2020

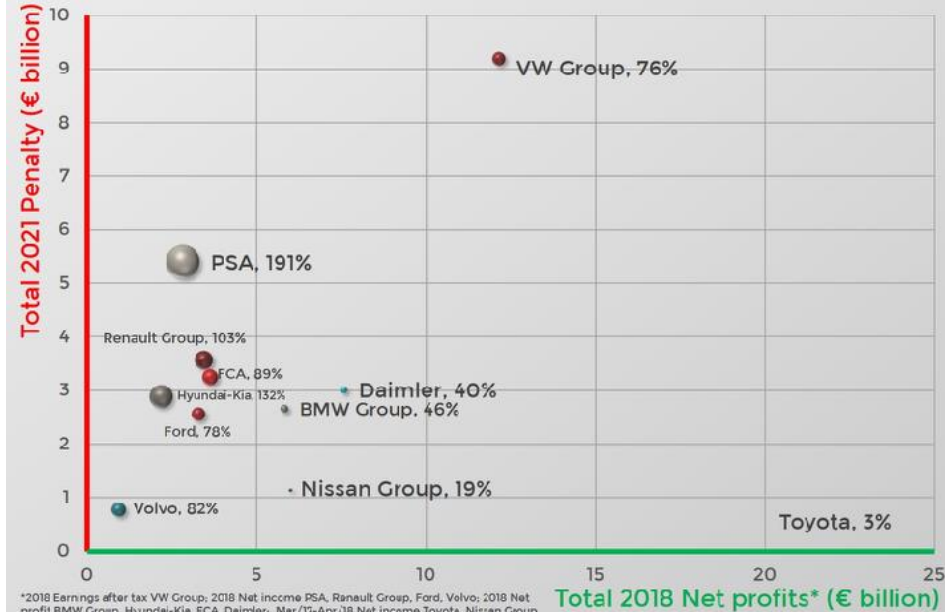


Penalty payments for excess emissions Assumption: no changes until 2021

	 Actual vs Target g/km	Penalty (€/unit)	Units Regs 2018 (000)	Total Penalty (€ billion)
VW Group	26.6	2,525	3,638	9.19
PSA	23.1	2,194	2,457	5.39
Renault Group	23.2	2,207	1,615	3.57
BMW Group	27.5	2,609	1,018	2.66
Hyundai-Kia	30.0	2,852	1,011	2.88
Ford	27.1	2,576	992	2.56
FCA	35.5	3,373	961	3.24
Daimler	33.6	3,192	941	3.01
Toyota	7.8	745	733	0.55
Nissan Group	19.0	1,807	630	1.14
Volvo	25.5	2,425	317	0.77



Penalty/Profit ratio



#BEV's & PHEV's is growing fast

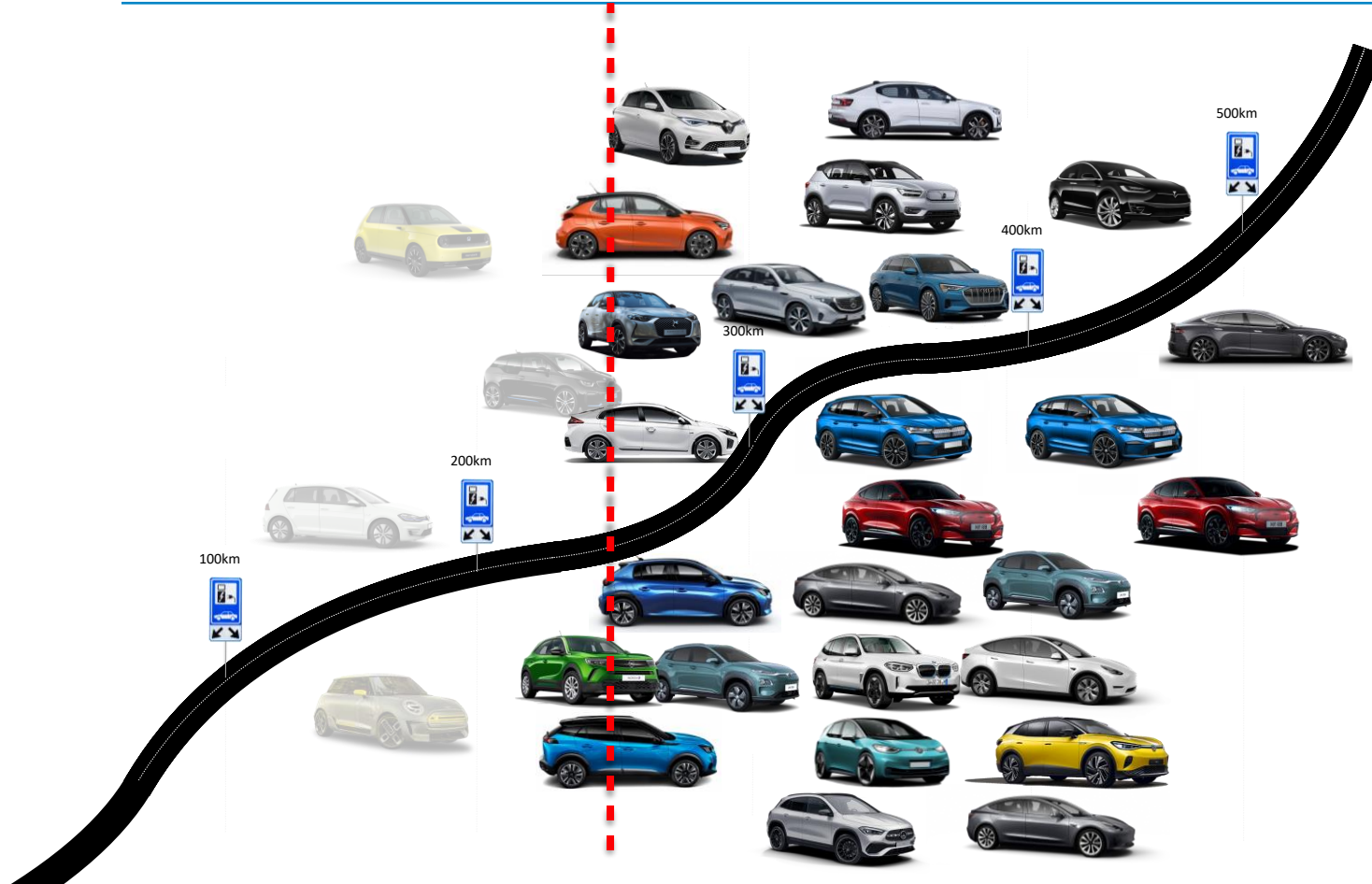
Battery Electric vehicles (BEV)



Plug-in Hybrid Electric Vehicles (PHEV)



EV IS FLEET READY



ENERGY EFFICIENCY BEV vs FCEV

Efficiency rates in comparison using eco-friendly energy



Source Volkswagen



EV = NEW THINKING

NEW EV-WORLD



Solar panels?
Reversing counter?
Capacity charge?
Kwh vs kW
3 phase - 1 phase
230V - 380V - 400V
Blackout?
Disconnection plan?
Electricity price?
Demand management?

TCO CALCULATION

60 months
25.000km/year
ICE value = € 32.500 VATi

€1,25 (VAT ex) liter diesel
Fuel card included
35% VAT deductible

BMW X1 sDrive16d



Lease = 525 EUR / m
Consumption = 6,3 l/100km

Skoda Enyaq 80

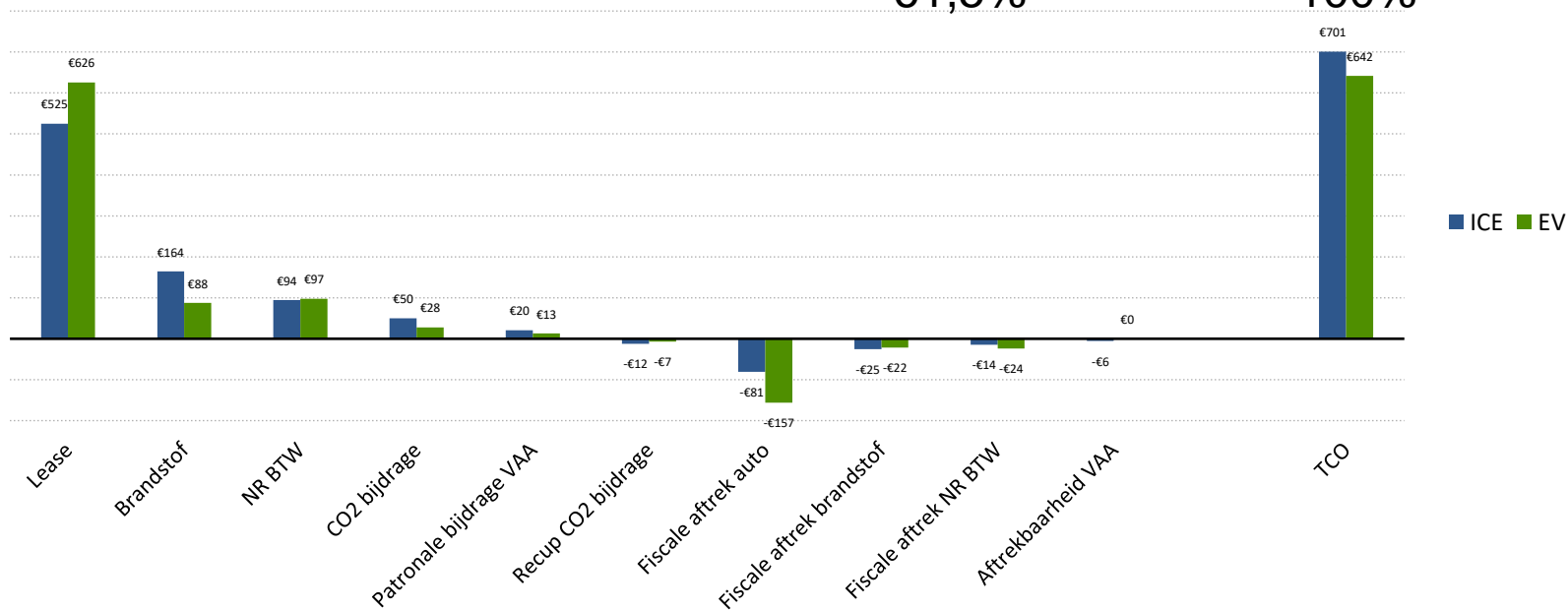


Lease = 626 EUR / m
Consumption = 20 kWh/100km

61,5%

100%

TCO per month
2021



TCO CALCULATION

60 months
25.000km/year
ICE value = € 32.500 VATi

€1,25 (VAT ex) liter diesel
Fuel card included
35% VAT deductible

BMW X1 sDrive16d



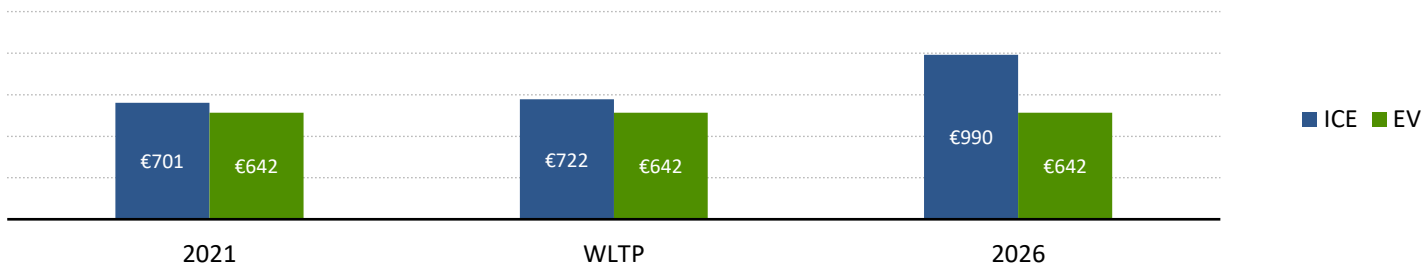
Lease = 525 EUR / m
Consumption = 6,3 l/100km

Skoda Enyaq 80

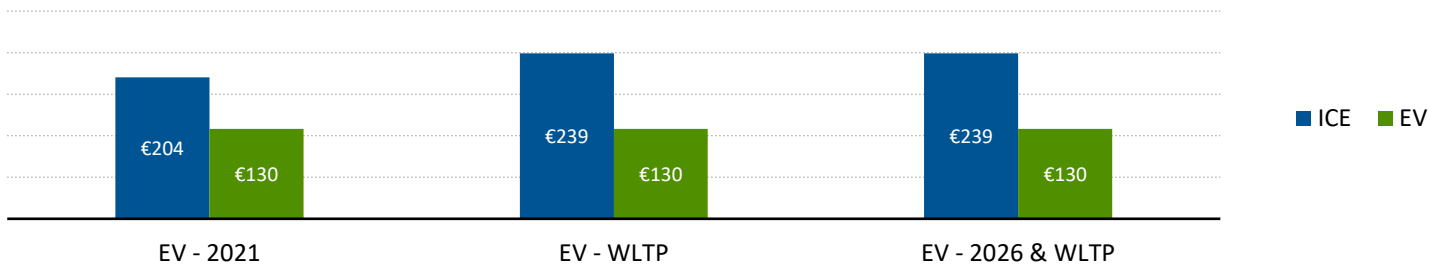


Lease = 626 EUR / m
Consumption = 20 kWh/100km

TCO per month



VAA / ATN per month



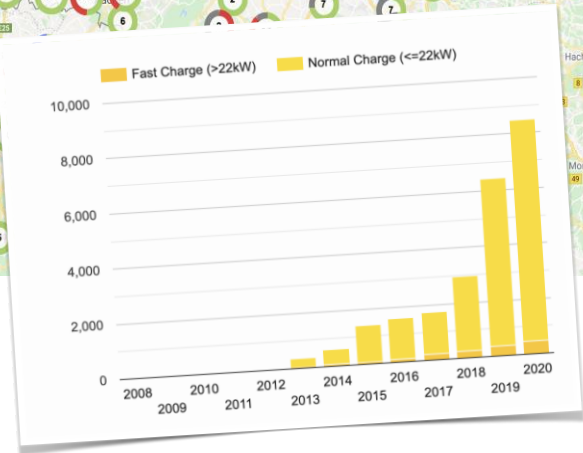
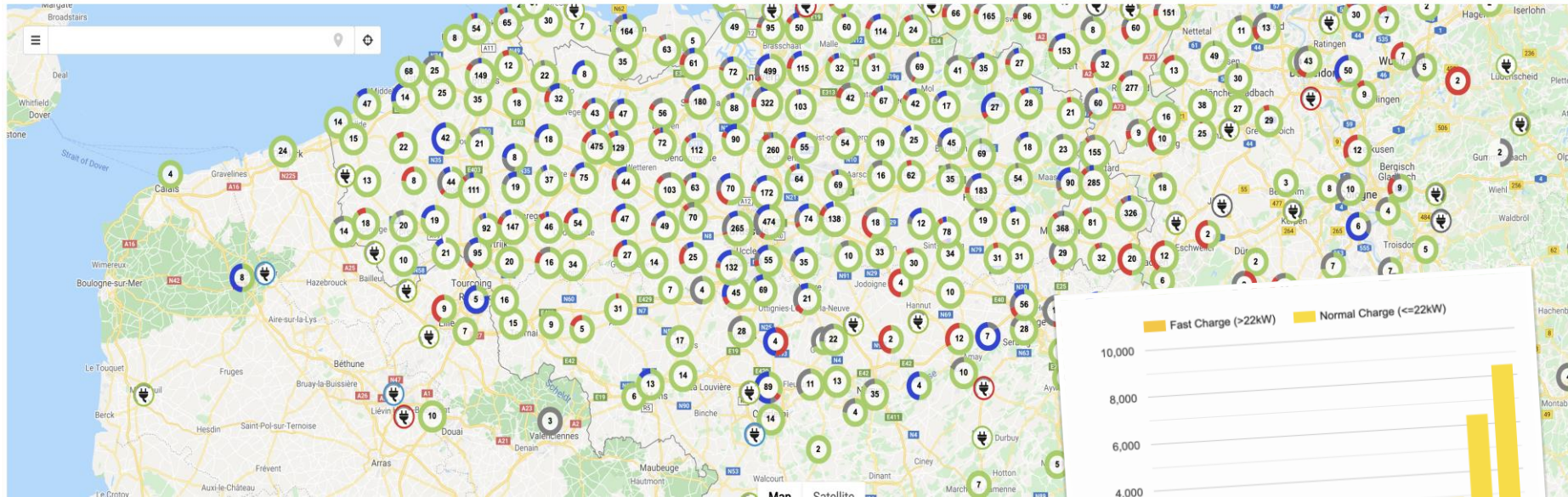
CHARGEPOINTS IN BELGIUM

STRAHM

EV SERVICES

Charge point locations

Register



STRAHM




NEW SERVICES

- A new way of towing



CHANGE = OPPORTUNITY

FUNCTIONAL



REVENUE /LOYALTY MODEL



CAR = BATTERY = OPPORTUNITY

